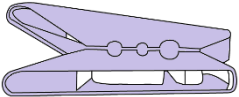
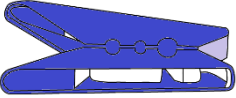
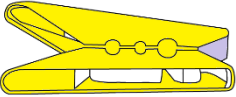
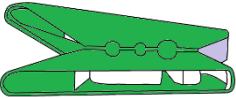
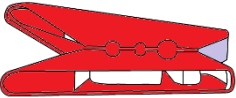


CHRSLBC ADULT GRADING GUIDELINES

1. PURPOSE

- The main objective of the Adult Grading Guidelines is for players to be playing in their correct grade and against players of a similar level. This will enable balanced and challenging matches which are more enjoyable by players.
- The Grading Guidelines provide an opportunity for players to demonstrate their improved playing ability by moving up the Grading Levels. In some circumstances, players may like to be considered lower grade to suit their physical or health conditions.
- Criteria set on what players will need to achieve to be upgraded. Grading
- assessment is based on players' strokes repertoire or variety; consistency and accuracy of their execution.
- Some new players may come from overseas / interstate where standards may be different. Players' grade will be adjusted to best fit the Club's grading standard. Players may need to compete in several tournaments (internal and/or external) before their 'correct' grade is determined.
- These are CHRSLBC Adult grades only. Grading for Junior is not included in these guidelines.

2. DEFINITION

	<p>A Grade = International player, National player, State player & top club player</p> <p>Colour code: Purple</p>
	<p>B Grade = Competitive player at high level</p> <p>Colour code: Blue</p>
	<p>C Grade = Sound competitive player</p> <p>Colour code: Yellow</p>
	<p>D Grade = Social Player, Competitive player at entry level</p> <p>Colour code: Green</p>
	<p>E Grade = Beginner player, Social player or ungraded player</p> <p>Colour code: Red</p>

3. RULES

3.1 Graders will observe and assess member's grading on a regular basis. Players will no longer need to make a request. We have graders covered all sessions who will submit monthly recommendation for process and approval.

3.2 However, if you think you are ready for upgrading, a request form must be completed by contacting Duty Officers (DOs) at your session or email Grading.committee@bigpond.com

3.3 The request can only be made every four (4) months with a maximum of three (3) requests per member per calendar year.

3.4 New players do not need to request for grading as DOs will notify and request Grading Committee for further assessment to their correct grade.

3.5 Grading requested members shall be contacted within 2 weeks for grading arrangement.

3.6 At least two (2) appointed graders shall be presented at a grading session. Both graders shall co-sign the grading paper with an agreed result. Upgrading to C and above, three (3) grader signatures will be required.

3.7 Criteria of grading assessment based on player's strokes repertoire or variety; consistency and accuracy of execution. Details are shown below:

Serve Execution	Shot Execution	Court Coverage	Sportsmanship
Contact is at or below waist level. Clears net and is within the service court boundary. Serves strategically to put the opponent out of position.	High clear shots are made to push the opponent back and should reach the base line. Drop shots are made when the opponent is deep. Smashes are made when a return shot is high and near the net.	Moves in a way that allows them to get to a wide variety of shots. Following a shot, recover to a position that allows an attack or return to the net shot.	Plays fairly. Follow the rules. Be supportive. Show respect by using positive language/manner.

3.8 Legend:

Grade----- E ----- D ----- C ----- B ----- A

Rarely performs skills correctly.	Perform skills correctly some of the time.	Perform skills correctly most of the time.	Perform skills correctly consistently
-----------------------------------	---	---	--

For example: To be upgraded from E to D, players must be able to perform skills correctly **almost** all of the time.

3.9 Some players may need more than one (1) assessment session before their ‘correct’ grade is determined. For example: players who are nervous will have a second opportunity to be assessed at another session to proof their consistency and accuracy.

3.10 Players may need to compete in several tournaments (internal and/or external) before their ‘correct’ grade is determined. Winners of internal tournament with minimum of twenty (20) participating players may be considered for upgrade.

3.11 Players may request for downgrading if they wish to. Reasons for downgrade request may include no longer in a State team, reduced playing ability due to age or injury or consistently poor results.

3.12 Players may be informed of their results soon after the assessment should a circumstance permits upon graders’ discretion.

3.13 Any change to a grade must be submitted to Grading Committee for peg and member’s register to be updated accordingly.

3.14 Decision made by the Grading Committee is final.